

# ONLINE EXAM

Student Guide  
(LockDown Browser only)



# 6 STEPS to online exam

01

## Login

Login is allowed **15 minutes**  
before the exam time

---

02

## Read Exam SOP Disclaimer

Needs to be completed within  
**45 minutes**

- 15 minutes before the exam starts
- 30 minutes after the exam starts
- Must be marked as complete  
after reading the SOP file

# 6 STEPS to online exam

03

## Exam Paper

The exam paper can only be accessed after Step 2 is completed and the exam has started

---

04

## Install & Launch Lockdown Browser

Install and launch the LockDown Browser to access the exam paper.

# 6 STEPS to online exam

05

## **Answer & Submit**

Answer the questions within allocated time and submit upon completion

---

06

## **Close the lockdown browser and log out from portal**

Close the LockDown Browser and logout from the exam portal

# REMINDER:

it is advisable to restart your PC/Laptop 15 minutes before you enter your exam and avoid open any application except web browser (Google Chrome, Mozilla Firefox, Microsoft Edge, Safari) to access the exam portal.

Note: Do not use LockDown Browser to access the exam portal.

The LockDown browser should be launched through the exam page in the exam portal only.


---

# STEP 1: LOGIN

Login using USM  
Identity @URL

<https://examonline.usm.my/>

\*Students are allowed to access the portal 15 minutes prior to the exam begin.




The screenshot shows the header of the USM Exam Online portal. On the left is a yellow and black geometric logo. To its right, the text "EXAM ONLINE" is displayed in large, bold, black letters, with "ACADEMIC SESSION 2019/2020" in smaller text below it. Further right are the logos for the Malaysian coat of arms, USM (Universiti Sains Malaysia), and APEX. Below the header, a message states: "Online Examination Portal is only for candidates/lecturers who are involved with online examination. For Students, you are only allowed to access the portal 15 minutes before the examination begins. Please Click Icon Login With Identity@USM To Login." Below this, it says "Use Your CampusOnline ID to login." and "Log in using your account on:". At the bottom, there is a grey bar containing a yellow button with a white "id" icon and the text "Login with identity@USM". A white mouse cursor with blue rays is pointing at the button.

**EXAM ONLINE**  
ACADEMIC SESSION 2019/2020

Online Examination Portal is only for candidates/lecturers who are involved with online examination.  
For Students, you are only allowed to access the portal 15 minutes before the examination begins.  
Please Click Icon Login With Identity@USM To Login.

Use Your CampusOnline ID to login.  
Log in using your account on:

 Login with identity@USM

# AFTER LOGIN

## Dashboard

All your exam papers will be listed here.

To access, click on the course name



22/06/2020

🔗 Online Examination Mock Up Session ➡



This Course used for you to gain experience sitting for an online examination session before, the actual online examination is begin.



# COURSE PAGE

## Online Examination Mock Up Session

[Home](#) / [Courses](#) / [Miscellaneous](#) / [MockSessions](#)



Announcements

Your progress ?

### Disclaimer

Candidates must read the Standard Operation Procedure (SOP) of Online Examination and tick ( ✓ ) the checkbox as a requirement to begin the exam. Candidates cannot proceed with the examination if they fail to tick the checkbox.

*Calon-calon mesti membaca Prosedur Operasi Standard (SOP) Peperiksaan atas Talian dan tandakan ( ✓ ) pada kotak yang disediakan sebagai syarat untuk memulakan peperiksaan. Calon tidak boleh mengambil peperiksaan sekiranya tidak menanda kotak pilihan yang ditetapkan.*

I have read, understood and hereby agree to abide with the Instructions of USM Online Examination as stated above.

☐

**Restricted** Available until end of **13 July 2020**

### Topic 2



Exam Paper

☐

**Restricted** Not available unless: The activity **I have read, understood and hereby agree to abide...** is marked complete

There are two sections  
at the Course Page:

- 1) Exam SOP Disclaimer
- 2) Exam Paper



# STEP 2: READ EXAM SOP DISCLAIMER

## Disclaimer

Candidates must read the [Standard Operation Procedure \(SOP\) of Online Examination](#) and tick ( ✓ ) the checkbox as a requirement to begin the exam. Candidates cannot proceed with the examination if they fail to tick the checkbox.

*Calon-calon mesti membaca Prosedur Operasi Standard (SOP) Peperiksaan atas Talian dan tandakan ( ✓ ) pada kotak yang disediakan sebagai syarat untuk memulakan peperiksaan. Calon tidak boleh mengambil peperiksaan sekiranya tidak menanda kotak pilihan yang ditetapkan.*

 [Standard Operation Procedure \(SOP\) of Online Examination](#)

I have read, understood and hereby agree to abide with instructions of USM Online Examination as stated above.

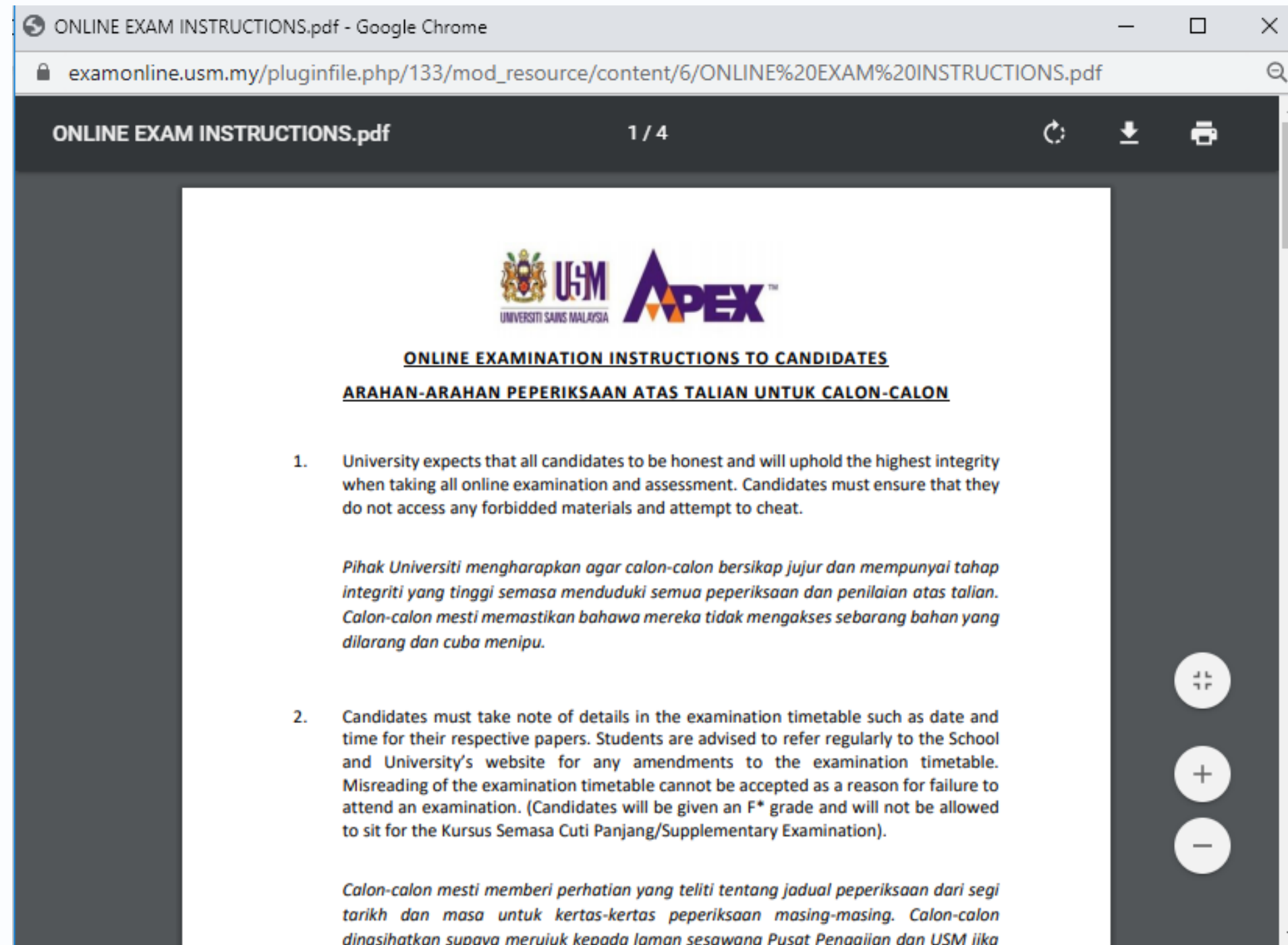
*Saya telah membaca, memahami dan dengan ini bersetuju untuk mematuhi Arahan Peperiksaan atas Talian USM seperti yang dinyatakan di atas.*

**Restricted** Available until end of **13 July 2020**

● Indicates the end time/  
date to access the SOP

You **MUST** read the  
SOP after clicking on  
the document

# SOP FILE



The SOP file opens in a new page.

Please read the SOP carefully before proceeding to the next step.

# MARK AS COMPLETE

## Disclaimer

Candidates must read the Standard Operation Procedure (SOP) of Online Examination and tick ( ✓ ) the checkbox as a requirement to begin the exam. Candidates cannot proceed with the examination if they fail to tick the checkbox.

*Calon-calon mesti membaca Prosedur Operasi Standard (SOP) Peperiksaan atas Talian dan tandakan ( ✓ ) pada kotak yang disediakan sebagai syarat untuk memulakan peperiksaan. Calon tidak boleh mengambil peperiksaan sekiranya tidak menanda kotak pilihan yang ditetapkan.*

I have read, understood and hereby agree to abide with the Instructions of USM Online Examination as stated above.

*Saya telah membaca, memahami dan dengan ini bersetuju untuk mematuhi Arahan Peperiksaan atas Talian USM seperti yang dinyatakan di atas.*

**Restricted** Available until end of **13 July 2020**



After reading the SOP, please click on the check box at the end of the declaration text to mark completion.

# REMINDER:

Step 2 must be completed **within 30 minutes**  
**after the exam starts.**

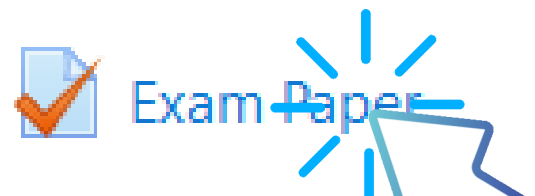
IMPORTANT !

You will not be able to proceed to the next step  
if you fail to complete Step 2 within the time limit .

---

# STEP 3: EXAM PAPER

Exam



Restricted Available until **13 July 2020, 9:30 AM**

The exam paper will be available after the disclaimer is marked as complete.  
To access, click on the exam paper.

# STEP 4: INSTALL & LAUNCH LOCKDOWN BROWSER

Respondus LockDown Browser with Respondus Monitor (webcam) is required for this exam.



You have to install the browser first.

Please download the installer and install.

Follow the onscreen instruction to complete the installation process.

# REMINDER:

The installation process is only done **ONCE**.  
You do not have to repeat the installation process for every exam paper

---



# STARTING EXAM



First Semester Online Examination  
2020/2021 Academic Session

February 2021

KURSUS ADMIN

Duration: 3 mins

This quiz has been configured so that students may only attempt it using the Respondus LockDown Browser.

This exam opened at Thursday, 10 December 2020, 5:40 PM

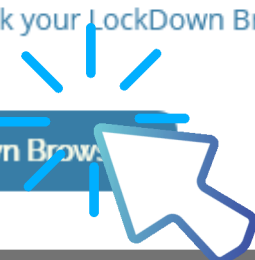
Date Close : Thursday, 2 December 2021, 1:46 PM.

The button to start exam will appear when the time exam is start, please refresh your browser if button to start exam not appear

Respondus LockDown Browser with Respondus Monitor (webcam) is required for this exam.

[Download LockDown Browser](#) | [Check your LockDown Browser Setup](#)

Launch LockDown Browser



After completing the installation, you can start your exam by clicking on

**"Launch LockDown Browser"**

**\*\*This button will appear once the exam time starts. Please refresh your browser if the button does not appear**

# REMINDER:

The Lockdown browser will ask you to close other applications/programs (eg: instant messaging, mailbox, screen capture) upon launching. It is advisable for you to close all the applications/programs before you launch the LockDown browser.

---

# LAUNCH LOCKDOWN BROWSER

Respondus LockDown Browser with Respondus Monitor (webcam) is required for this exam.

[Download LockDown Browser](#) | [Check your LockDown Browser Setup](#)

Launch LockDown Browser

[Back to the course](#)

After completing the installation, you can start your exam by clicking on the "Launch LockDown Browser"



# START EXAM

---

You can start the exam after launching your LockDown browser.

You cannot exit the LockDown Browser until your answers are submitted for grading.

# STEP 5: ANSWER & SUBMIT

## Online Examination Mock Up Session

Question **2**

Not yet answered

Marked out of 40.00

Flag question

Edit question

Sumber Terbuka (*Open Source*) merupakan aplikasi yang boleh digunakan dalam membangunkan bahan-bahan pengajaran melalui laman sesawang. Syarat-syarat distribusi perisian/aplikasi sumber terbuka haruslah memenuhi kriteria-kriteria yang disyaratkan.

- Huraikan **LIMA (5)** kriteria-kriteria dalam distribusi perisian/aplikasi sumber terbuka beserta contoh-contoh yang berkaitan
- Nyatakan satu contoh perisian/aplikasi sumber terbuka dan huraikan bagaimana ianya digunakan untuk menghasilkan bahan pengajaran bagi matapelajaran pilihan anda.

↓ i B I [List Icons] [Link Icon] [Image Icon]

**a. Huraikan LIMA (5) kriteria-kriteria dalam distribusi perisian/aplikasi sumber terbuka beserta contoh-contoh yang berkaitan**

Jawapan Anda:

**b. Nyatakan satu contoh perisian/aplikasi sumber terbuka dan huraikan bagaimana ianya digunakan untuk menghasilkan bahan pengajaran bagi matapelajaran pilihan anda.**

Jawapan Anda:

Answer all required questions by typing in the textbox provided (essay question)

\*Please read the instructions carefully to ensure you answer correctly.



# EXAM PAPER LAYOUT

The screenshot shows a web interface for an "Online Examination Mock Up Session". At the top, a breadcrumb trail reads: Home / Courses / APPLIED ART / OEMUS / Exam / First Semester Examination 2019/2020 Academic Session / Preview.

The main content area contains a message: "You can preview this exam, but if this were a real attempt, you would be blocked because: This quiz is not currently available".

On the left, a sidebar for "Question 1" shows it is "Not yet answered", "Marked out of 15.00", and includes "Flag question" and "Edit question" options.

The central area displays "QUESTION ONE" with the prompt: "Finnish what you start: Sort out your rubbish before dumping it". Below this, a paragraph dated "24 September 2019" describes Mikko Tanner's situation in Etela-Haaga, Helsinki, regarding his rubbish bins.

On the right, an "Exam navigation" panel shows three question boxes (1, 2, 3), with box 1 selected. Below the boxes are links for "Finish attempt ..." and a "Start a new preview" button.

Two red arrows with circular endpoints point from the interface to labels on the right: one from the question navigation boxes to "Question Navigation" and another from the question text area to "Question".

# EXAM PAPER LAYOUT (CONT.)

Type your answer here

Upload attachment  
\*If allowed

Navigate to next page

The screenshot shows an online exam interface. At the top is a toolbar with icons for undo, redo, text color, bold, italic, bulleted list, numbered list, link, and unlink. Below the toolbar are icons for inserting an image, document, microphone, video, and a link icon. The main content area contains two questions:

a. Assume that you are heading a team to perform an analysis whether or not Malaysia government should adapt the waste segregation policy introduced by Finland and other EU countries, suggest and explain THREE (3) economic methods that you and your team can adopt to measure environmental and resources values. (15 marks)

Type Your Answer Below:

b. There are three approaches to cost estimation commonly used in cost-benefit analysis. In your opinion, which is the

Below the questions is a file upload section. It includes a text label "Maximum size for new files: 2GB, maximum attachments: 1", a "Files" folder icon, and a dashed box with a large blue downward arrow and the text "You can drag and drop files here to add them." At the bottom right is a blue button labeled "Next page".

Annotations with red arrows point from the text labels on the left to specific parts of the interface: "Type your answer here" points to the answer area for question a; "Upload attachment \*If allowed" points to the dashed box for file upload; "Navigate to next page" points to the "Next page" button.



# SUBMISSION

## Online Examination Mock Up Session

Question **3**

Not yet  
answered

Marked out of  
30.00

Flag  
question

Edit  
question

Padankan keterangan yang betul

Pembelajaran yang menggabungkan pembelajaran bersemuka dan pembelajaran dalam talian dengan peratusan yang sesuai

Guru menyediakan video pengajaran sebelum kelas dan melakukan aktiviti berpusatkan pelajar dalam bilik darjah

Kaedah pentaksiran murid yang fleksibel dan dilakukan secara gamifikasi dalam talian

Pelbagai media yang digunakan dalam pengajaran dan pembelajaran bagi membantu pemudahcaraan guru

Pembelajaran Teradun

Flipped Classroom

Penilaian Interaktif

Multimedia

Previous page

Finish attempt ...

Exam navigation

1 2 3

Finish attempt

Start a new preview

To submit, click on either one of the "Finish attempt" links.

# SUBMISSION PAGE

## Online Examination Mock Up Session

Exam Paper

Summary of attempt

Question	Status
1	Answer saved
2	Answer saved
3	Answer saved

Return to attempt

This attempt must be submitted by Wednesday, 8 July 2020, 7:42 AM.

Submit all and finish

You will be able to check your answer status for each question before submitting and are allowed to return to your attempt (if time permits).

To submit your exam paper, click on the "Submit all and finish" button.

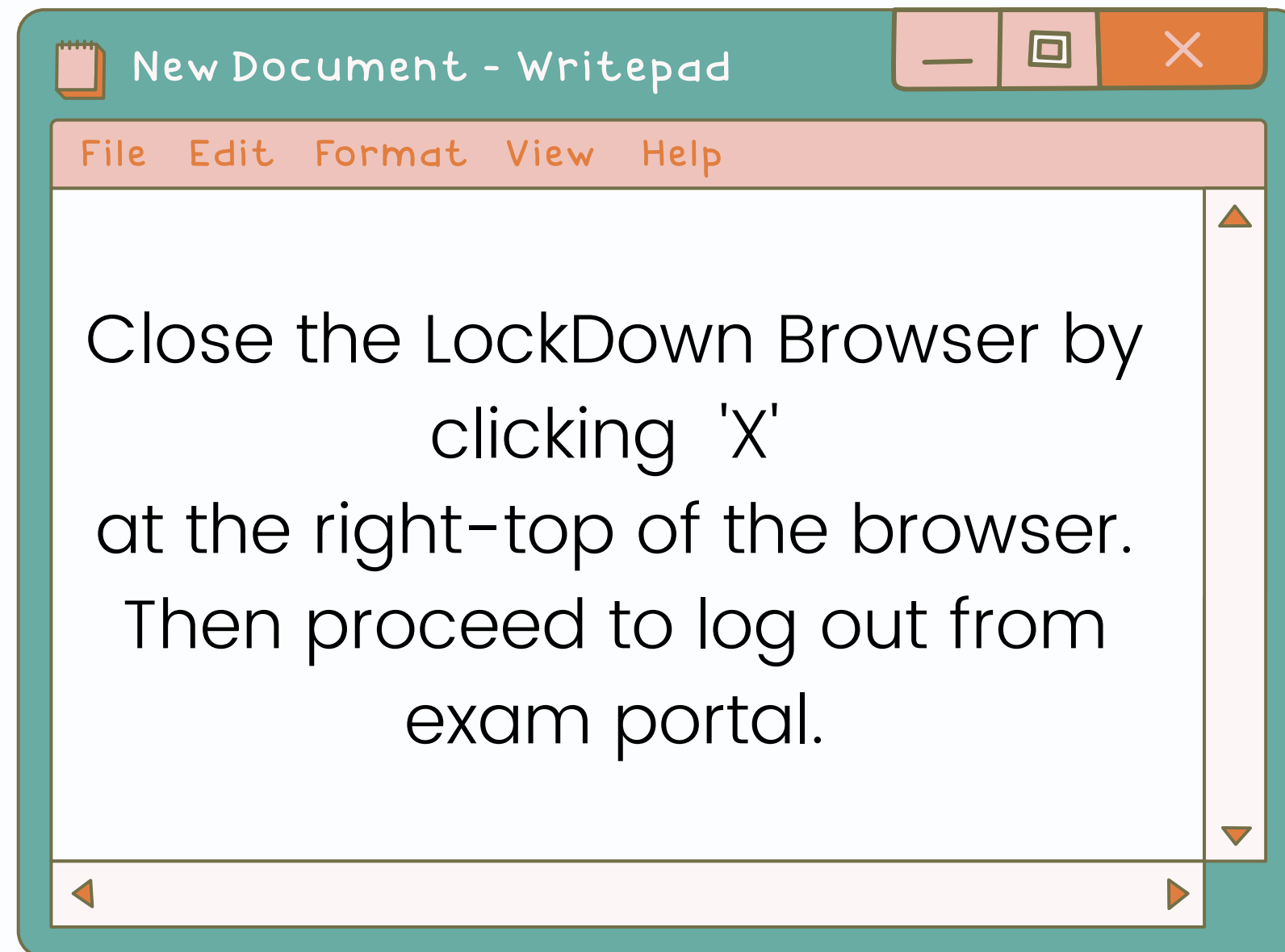
# SUBMISSION COMPLETE

The exam is completed after you submit your attempts.

Any attempts not submitted within the time limit will be automatically submitted after the exam ends.

---

# STEP 6: CLOSE THE LOCKDOWN BROWSER AND LOG OUT FROM PORTAL



# THAT'S ALL

---



We wish you all the best in your examination.

#keepCalm #staySafe  
#kitaJagaKita

